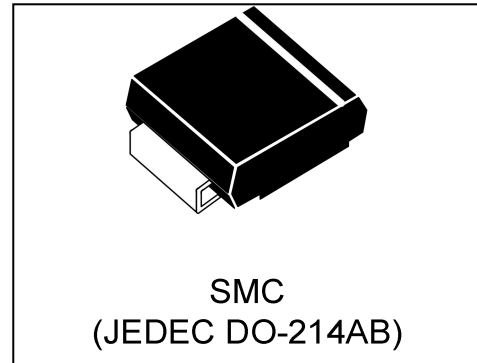


SCHOTTKY BARRIER RECTIFIER

Features

- 10A Schottky barrier diode
- Schottky barrier rectifier
- Guarding protection
- Low forward voltage
- Reverse energy tested
- High current capability
- Extremely low thermal resistance



Mechanical Data

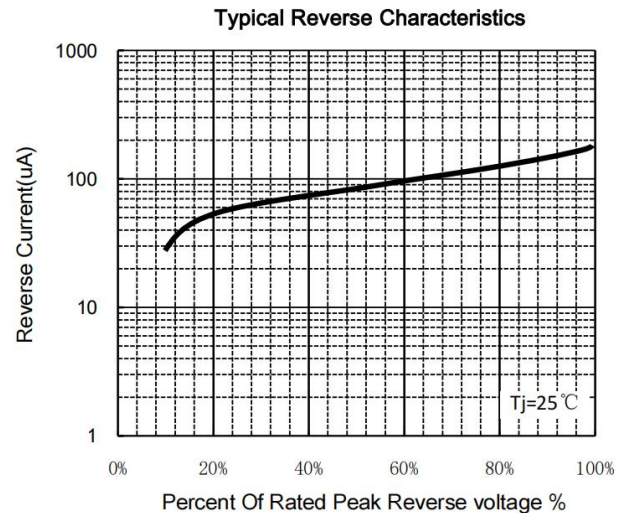
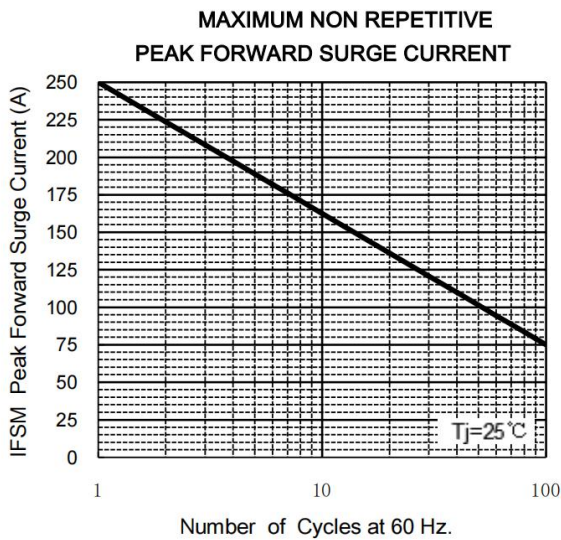
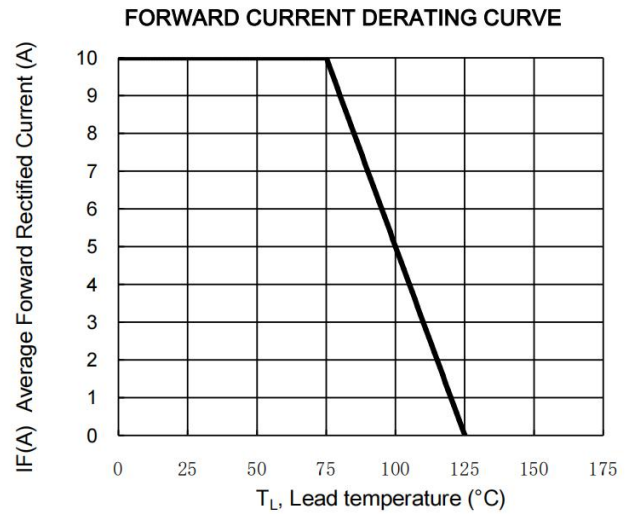
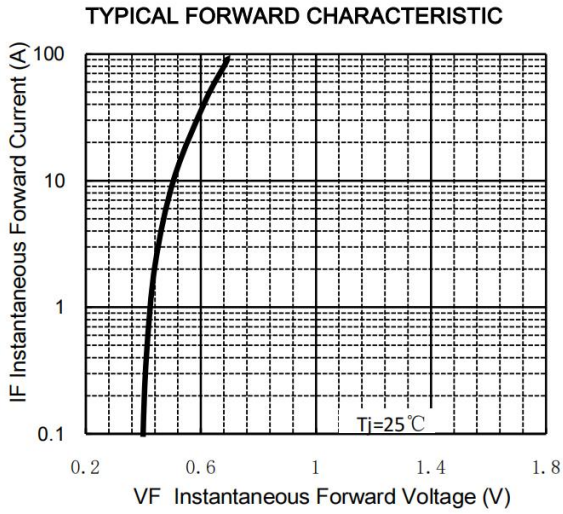
- Case: SMC(JEDEC DO-214AB),molded plastic body
- Mounting position: any
- Polarity: Color band denotes cathode end

Absolute Maximum Ratings and Electronics characteristics

Ratings@25°C ambient temperature unless otherwise specified

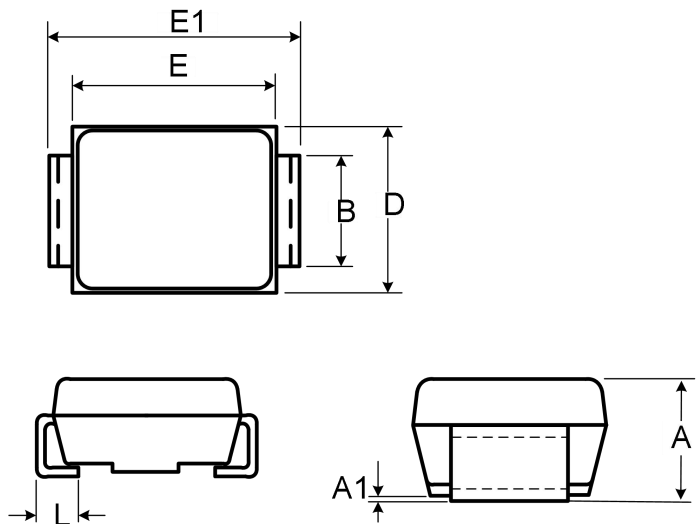
Parameter	Symbol	Value	UNITS
Maximum repetitive peak reverse voltage	V_{RRM}	40	V
Maximum DC blocking voltage	V_{DC}	40	V
Average rectified output current @60Hz sine wave, resistance load, $T_a=25^{\circ}C$	I_o	10	A
Surge(non-repetitive)forward current @60Hz half-sine wave, 1 cycle, $T_a=25^{\circ}C$	I_{FSM}	250	A
Maximum instantaneous forward voltage@ $I_F=4A$ Maximum instantaneous forward voltage@ $I_F=10A$	V_F	0.49 0.55	V
Maximum DC reverse current at rated DC blocking voltage	I_R	0.5 20	mA
Typical thermal resistance(junction to ambient)	$R_{\theta JA}$	65	$^{\circ}C/W$
Typical thermal resistance(junction to case)	$R_{\theta JC}$	14	$^{\circ}C/W$
Operating temperature range	T_J	-55 ~ +125	$^{\circ}C$
Storage temperature range	T_{STG}	-55 ~ +150	$^{\circ}C$

Typical characteristics (Ta=25°C, unless otherwise noted)



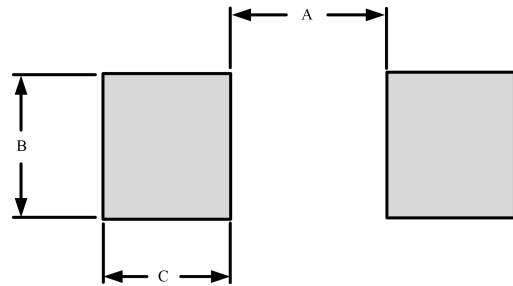
Outline Drawing

Ref. (mm)	Millimeters	
	Min.	Max.
A	1.990	2.700
A1	-	0.300
B	2.750	3.270
E	6.500	7.110
E1	7.400	8.400
D	5.500	6.220
L	0.760	1.600



Recommended Solder Pad Layout

DIM(mm)	MILLIMETERS
A	4.20
B	3.30
C	2.40



Marking Code

Part Number	WSR4010C
Marking Code	SS104

Package Information

Tape & Reel: 3000 pcs.

Contact Information

No.1001, Shiwan(7) Road, Pudong District, Shanghai, P.R.China.201207

Tel: 021-68969993 Fax: 86-21-50757680 Email: market@way-on.com

WAYON website: <http://www.way-on.com>

For additional information, please contact your local Sales Representative.

WAYON® is registered trademarks of Wayon Corporation.

*Specifications are subject to change without notice.
The device characteristics and parameters in this data sheet can and do vary in different applications and actual device performance may vary over time.
Users should verify actual device performance in their specific applications.*