

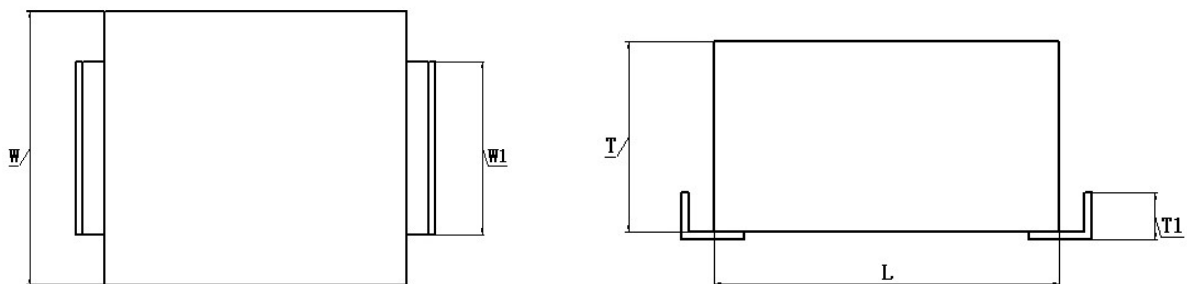
1110WCFF series (Rev:A) High current square Fuse

Applications

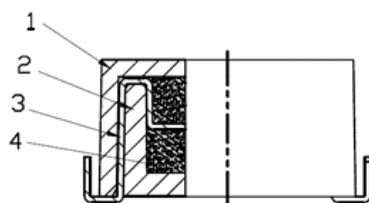
Mainly used in blade servers, power packs, base station power supplies, uninterruptible power supplies, high power battery systems, power distribution units, industrial tools, etc.

Product Dimensions and Recommended Land Pattern (mm)

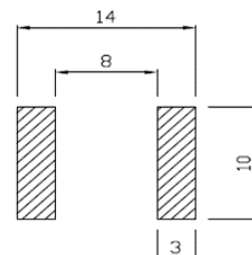
W	W1	T	T1	L
10	6.3	6	1.5	11



Dimensions



Product sketch



Recommended Land Pattern

Material name and composition table:

No.	Part Name	Component	Volume
1	Shell	Plastic	1
2	Inner Core	Plastic	1
3	Element	Copper	1
4	Filler	Granular soil	*

Electrical Characteristics

Part Number	Current Rating	Voltage Rating	Interrupting Ratings	Max.Voltage Drop	Nominal Cold DCR	Nominal I ² t
	A	V	A	mV	mΩ	(A ² s)
1110WCFF0060A100V	60	75V DC 100V DC	1500A@75V DC 1000A@100V DC	73	0.78	1148
1110WCFF0070A100V	70			75	0.75	1373
1110WCFF0080A100V	80			80	0.58	3420
1110WCFF0090A100V	90			85	0.56	4725
1110WCFF0100A100V	100			90	0.5	7313

Notice: 1. Measured at ≤ 10% rated current and 25°C ambient.

2. Melting I²t at 0.001 second pre-arcing time.

Clear-Time Characteristics (Fast Acting)

% of current rating	Clear-time at 25 °C
100%	1 hours min.
200%	60 seconds max.

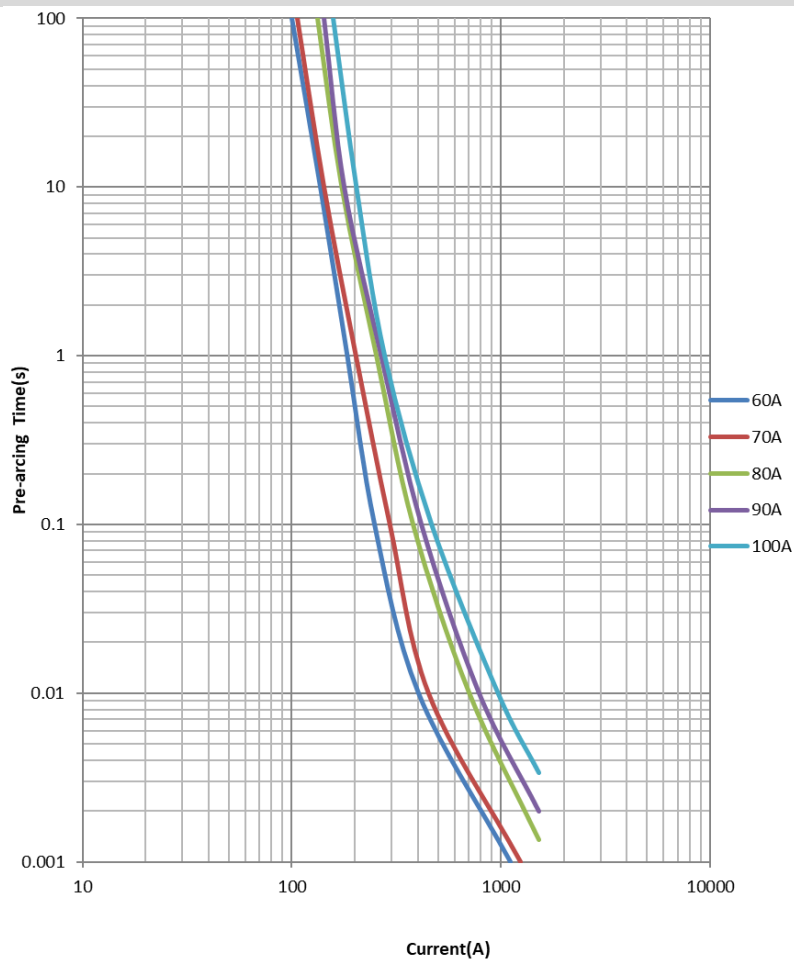
Part Numbering

1110 WC FF 0100A 100V

(1) (2) (3) (4) (5)

- (1) Size code: Standard EIA Chip Size
- (2) Company code: Wayon Chip Fuse
- (3) Action code: F-Fast Acting, S-Slow Blow
- (4) Current rating code:0100A-100A
- (5) Voltage rating code:100V-100VDC

Average Clear-Time Curves



Clear-Time Curves

Solder Reflow Recommendations

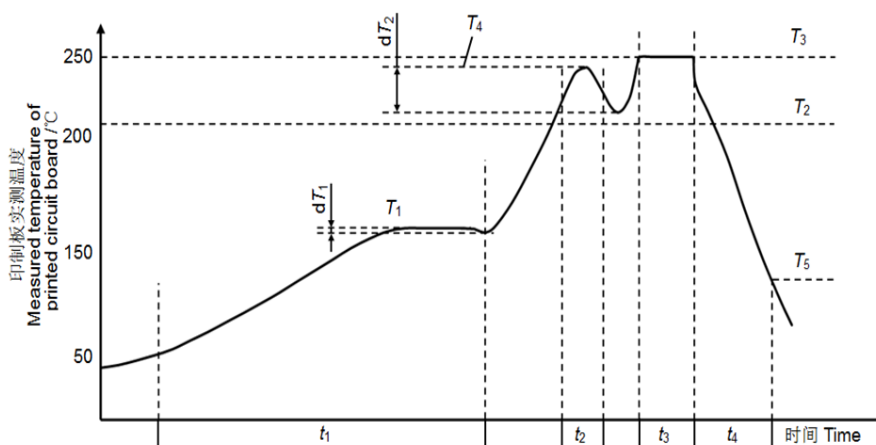


Figure: $T_1 > 150^\circ\text{C}$ $T_2 > 220^\circ\text{C}$ $T_3 = 250^\circ\text{C} \pm 2^\circ\text{C}$ $T_4 > 230^\circ\text{C}$ $T_5 < 80^\circ\text{C}$
 $dT_1 < 5^\circ\text{C}$ $dT_2 < 15^\circ\text{C}$ $t_1 > 60\text{s}$ $t_2 + t_3 > 3\text{S} \sim 5\text{S}$ $T_3 - T_1 < 100^\circ\text{C}$

Temperature curve of lead-free wave soldering

Hand-Soldering Parameter:

Hand-Soldering Parameter:

Solder Iron temperature: $260 \pm 5^\circ\text{C}$

Heating time: $< 10\text{s}$

Reliability Tests:

No.	Test	Requirement	Test condition	Test reference
1	Soldering heat resistance	DCR change $\leq \pm 10\%$ No mechanical damage	One dip at 260°C for 60 sec	MIL-STD-202 Method 210
2	Solderability	Minimum 95% coverage	One dip at 235°C for 5 sec	MIL-STD-202 Method 208
3	Thermal shock	DCR change $\leq \pm 10\%$ No mechanical damage	100 cycles between -65°C and $+125^\circ\text{C}$	MIL-STD-202 Method 107
4	Moisture resistance	DCR change $\leq \pm 15\%$ No mechanical damage	10 cycles	MIL-STD-202 Method 106
5	Salt spray	DCR change $\leq \pm 10\%$ No mechanical damage	48 hours exposure	MIL-STD-202 Method 101
6	Mechanical vibration	DCR change $\leq \pm 10\%$ No mechanical damage	0.4" D.A. or 30 G between 5- 3000 Hz	MIL-STD-202 Method 204
7	Mechanical shock	DCR change $\leq \pm 10\%$ No mechanical damage	1500 G, 0.5 ms, half-sine shocks	MIL-STD-202 Method 213
8	Terminal strength	DCR change $\leq \pm 10\%$ No mechanical damage	30 sec. hanging for 1206 (1.5kg) and 0603 (0.5KG)	Refer to WAYON Standard
9	Life	No electrical "opens" during testing voltage drop change shall be less than $\pm 20\%$ of initial value	80% Rated current ambient temperature $+25^\circ\text{C}$ to $+28^\circ\text{C}$, 2000 hours	Refer to WAYON Standard
10	Bending	No electrical "opens" during testing	2 mm bending, more than 5 seconds	Refer to WAYON Standard

■ Electrical Specifications:

Clear-Time Characteristics:

Same as specified on the Short Form Data Sheet

Insulation Resistance after Opening:

20,000 ohms minimum when cleared with rated voltage applied. Fuse clearing under low voltage conditions may result in lower after clearing insulation resistance values. (Note: Under normal fault conditions (low or rated voltage conditions), WAYON chip fuses provide sufficient after clearing insulation resistance values for circuit protection.)

Current Carrying Capacity:

100% rated current at +25°C ambient for 4 hours minimum when evaluated per MIL-PRF-23419

Interrupt Ratings:

Same as specified on the Short Form Data Sheet

Fuse Selection and Temperature De-rating Guideline:

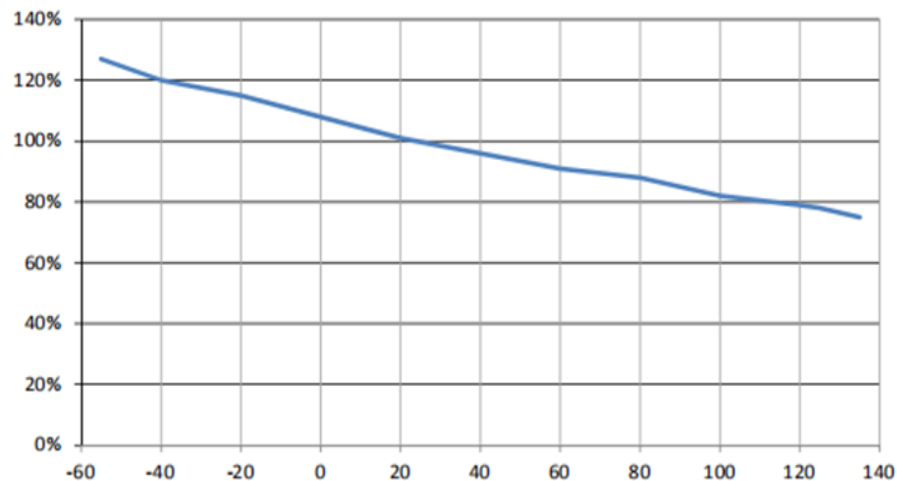
The ambient temperature affects the current carrying capacity of fuses. When a fuse is operating at a temperature higher than 25°C, the fuse shall be "de-rated".

To select a fuse from the catalog, the following rule may be followed: Catalog Fuse Current Rating = Nominal Operating Current / 0.75 / % De-rating at the maximum operating temperature.

Example: At maximum operating temperature of 65°C, % De-rating is 90%. The nominal operating current is 4A. The current rating for fuse selected from the catalog shall be:

$$4 / 0.75 / 80\% = 6.67A.$$

Temperature Derating Curve



■ Packaging and Storage:

Packaging

WAYON's chip fuse are provided on tape-and-reel for use in pick-and-place machines or in bulk for special applications. Both tape-and-reel and bulk products are sealed in plastic bags with desiccant. The reel size can be 7 inches or 13 inches, depending on customers' preference.

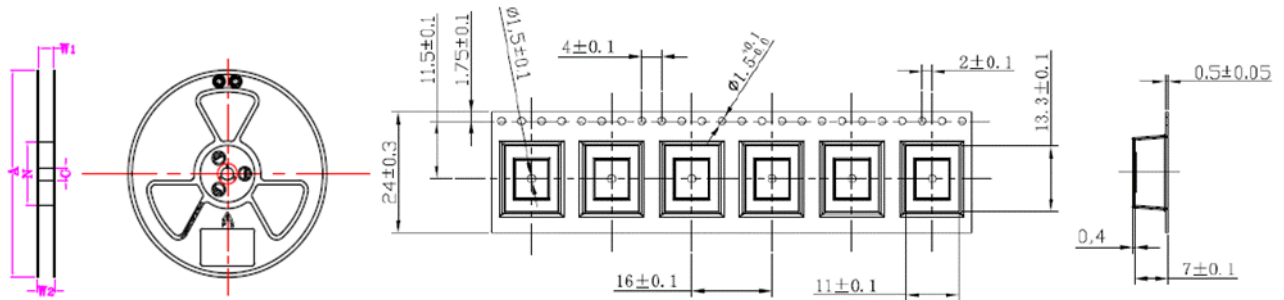
Packaging Data

Taping Packing:500pcs

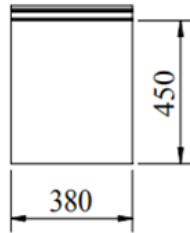
Master Carton Packing:3000pcs

Storage

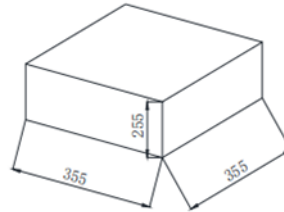
The maximum ambient temperature shall not exceed 40°C. Storage temperatures higher than 40°C could result in the deformation of packaging materials. The maximum relative humidity recommended for storage is 70%. High humidity with high temperature can accelerate the oxidation of the solder plating on the termination and reduce the solderability of the components. Sealed plastic bags with desiccant shall be used to reduce the oxidation of the termination and shall only be opened prior to use. The products shall not be stored in areas where harmful gases containing sulfur or chlorine are present.



A	N _{min}	W ₁ *	W ₂ max	C
Φ330	Φ100	24.4 ^{±2}	30.4	Φ13±0.25



Plastic bag



Master Carton

■ Cautions and warnings:

1、 Handling

- CHIP FUSE must not be dropped. Chip-offs must not be caused during handling of FUSES.
- Components must not be touched with bare hands. Gloves are recommended.
- Avoid contamination of fuse surface during handling.

2、 Soldering

- Use resin-type flux or non-activated flux.
- Insufficient preheating may cause ceramic cracks.
- Rapid cooling by dipping in solvent is not recommended.
- Complete removal of flux is recommended.

3、 Mounting

- Electrode must not be scratched before/during/after the mounting process.
- Contacts and housings used for assembly with fuses have to be clean before mounting.
- During operation, the fuse's surface temperature can be very high (ICL). Ensure that adjacent components are placed at a sufficient distance from the fuse to allow for proper cooling of the fuses.
- Ensure that adjacent materials are designed for operation at temperatures comparable to the surface temperature of the fuse. Be sure that surrounding parts and materials can withstand this temperature.
- Avoid contamination of fuse surface during processing.

4、 Operation

- Use fuses only within the specified operating temperature range.
- Environmental conditions must not harm the fuses. Use fuses only in normal atmospheric conditions.
- Contact of chip fuses with any liquids and solvents should be prevented. It must be ensured that no water enters the chip fuse (e.g. through plug terminals). For measurement purposes (checking the specified resistance vs. temperature), the component must not be immersed in water but in suitable liquids (e.g. Galden).
- Avoid dewing and condensation.

■ Notice:

Specifications of the products displayed herein are subject to change without notice. We assume no responsibility or liability for any errors or inaccuracies.

Information contained herein is intended to provide a product description only. No license, express or implied, by estoppel or otherwise, to any intellectual property rights is granted by this document. Except as provided in Wayon's terms and conditions of sale for such products, Wayon assumes no liability whatsoever, and disclaims any express or implied warranty, relating to sale and/or use of Wayon products including liability or warranties relating to fitness for a particular purpose, merchantability, or infringement of any patent, copyright, or other intellectual property right.

Wayon Electronics Co.,Ltd.

No. 1001, Shivan 7th Road, Shanghai 201202, P. R. China

Tel: 86-21- 50968308

E-mail: market@way-on.com

[Http://www.way-on.com](http://www.way-on.com)