



WORIM Series Single Phase AC Output

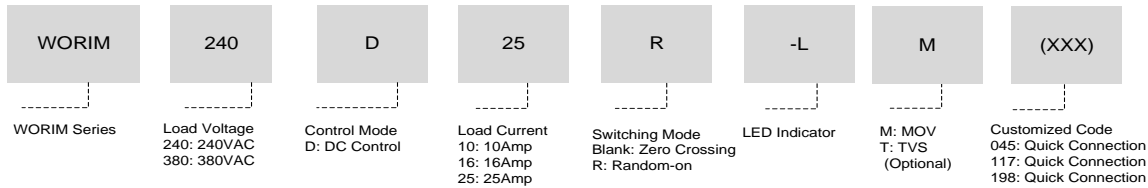
Product Description

- Zero-crossing or Random-on Switching
- TRIAC Output
- DC Input
- Dielectric Strength: 4000Vrms
- Load Current: 10A, 16A, 25A
- Internal RC/MOV, TVS Protection Circuit
- LED Indicator
- Protective cover KPC-2A (Optional)



Note:(1) Note: No CCC approval for TVS products.

Ordering Information



Control Voltage	25A	40A	60A
240	KSIM240D10-L	KSIM240D16-L	KSIM240D25-L
	KSIM240D10-LM	KSIM240D16-LM	KSIM240D25-LM
	KSIM240D10-LT	KSIM240D16-LT	KSIM240D25-LT
	KSIM240D10R-L	KSIM240D16R-L	KSIM240D25R-L
	KSIM240D10R-LM	KSIM240D16R-LM	KSIM240D25R-LM
	KSIM240D10R-LT	KSIM240D16R-LT	KSIM240D25R-LT
380	KSIM380D10-L	KSIM380D16-L	KSIM380D25-L
	KSIM380D10-LM	KSIM380D16-LM	KSIM380D25-LM
	KSIM380D10-LT	KSIM380D16-LT	KSIM380D25-LT
	KSIM380D10R-L	KSIM380D16R-L	KSIM380D25R-L
	KSIM380D10R-LM	KSIM380D16R-LM	KSIM380D25R-LM

Technical parameters

Input Specifications (Ta=25°C)	
Control Voltage Range	4-32VDC
Must Turn-on Voltage	4VDC
Must Turn-off Voltage	1VDC
Maximum Input Current	25mA

Output Specifications (Ta=25°C)		
Load Voltage Range	240VAC	24-280VAC
	380VAC	24-440VAC
Maximum 1 Cycle Surge Current (@10ms)	10A	120A
	16A	160A
	25A	250A
Maximum Turn-on Time	Random-on	1ms
	Zero Crossing	10ms
Maximum Turn-off Time	10ms	
Maximum I ² t for Fusing	10A	50A2s
	16A	128A2s
	25A	312A2s
Transient Overvoltage	240VAC	600Vpk
	380VAC	800Vpk
Maximum Off-State Leakage Current@Rated Load Voltage	5mA	
Maximum On-State Voltage Drop@Rated Current	1.5Vrms	
Minimum Off-State dv/dt@Maximum Rated Voltage	200V/μs	
Maximum di/dt Non Repetitive	50A/μs	
Frequency Range	47Hz~63Hz	

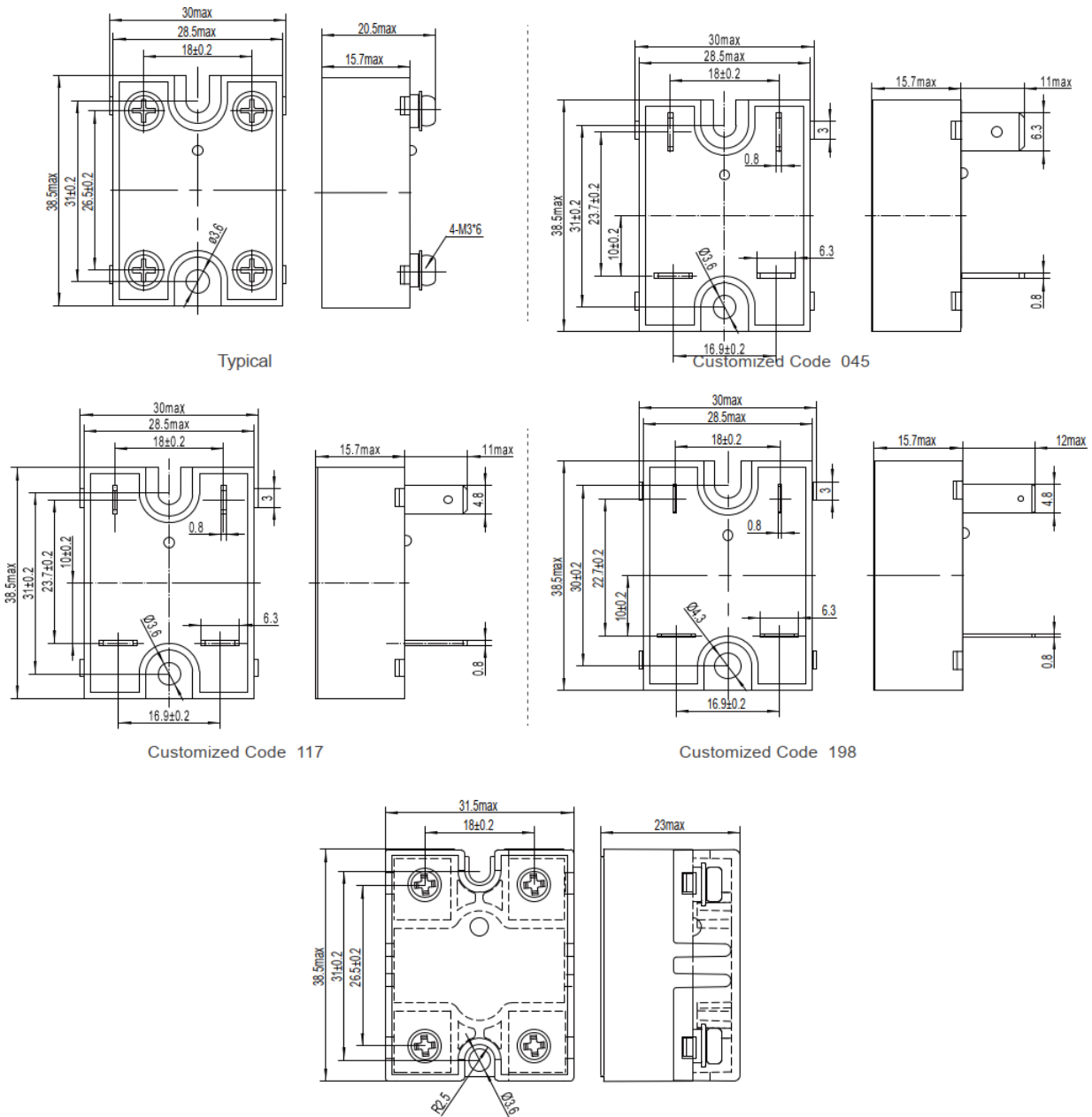
General Specifications (Ta=25°C)		
Dielectric Strength (50/60Hz)	Input/Output	4000Vrms
	Input, output/Base	2500Vrms
Minimum Insulation Resistance (@500VDC)	1000MΩ	

Power Factor	>0.5
Ambient Temperature Range	-30℃ ~ +80 ℃
Storage Temperature Range	-30℃ ~ +100 ℃
Weight (Typical)	35g

Applications

Temperature Chamber, Food Machinery, Industrial Machinery, and etc.

Outline Dimensions

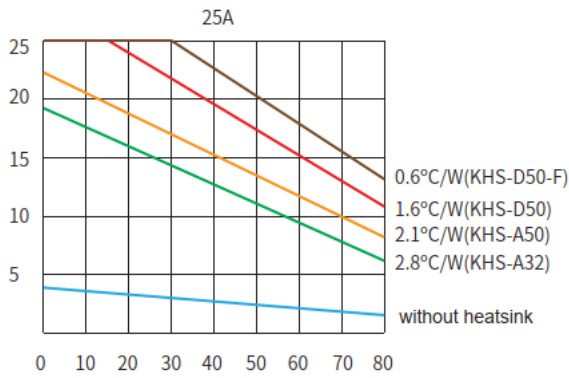
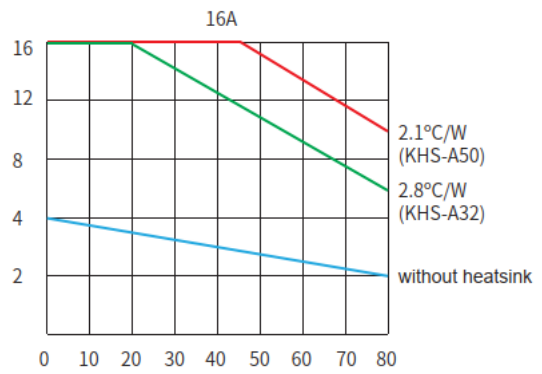
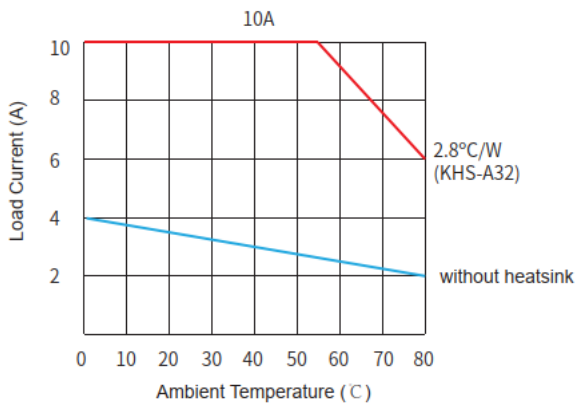


WORIM+KPC-2A

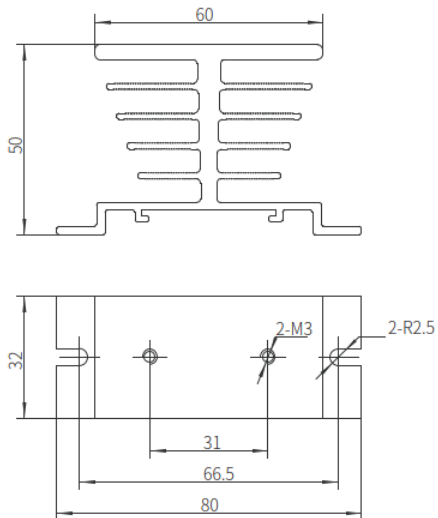
Wiring Diagram



Thermal Derating Curve

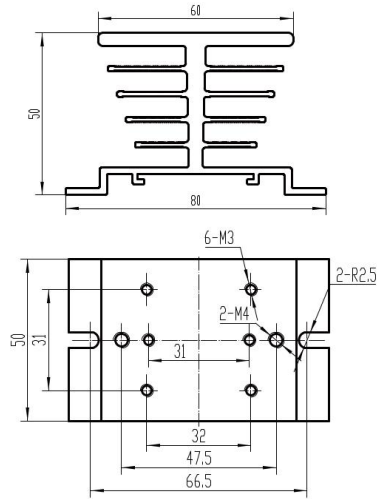


The above temperature curve is configured with radiator models as follows:

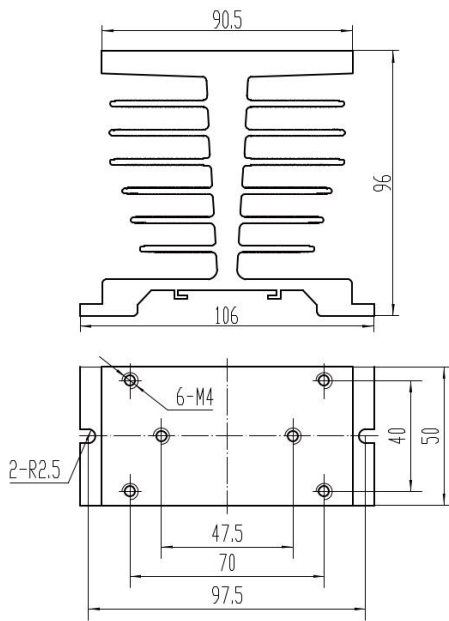


KHS-A32

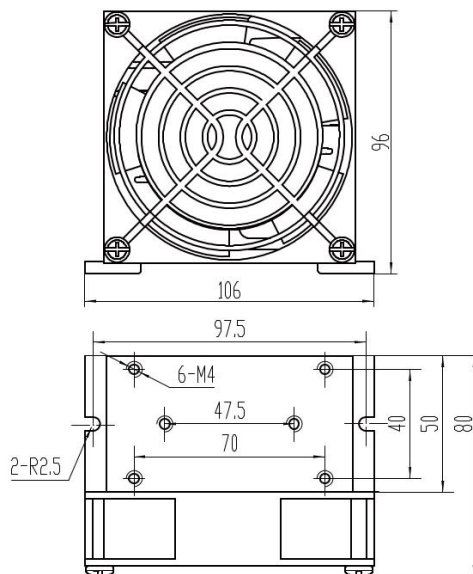
(Note: The recommended mounting hole size is 68mm)



KHS-A50



KHS-D50



KHS-D50-F

General Notes

1. Relay must be mounted to proper sized heat sink based on thermal curves. Thermal grease or a thermal pad must be used between relay and heat sink and be torqued down to (13-15)/(1.5-1.7) in-lb/Nm.
2. When connection wiring to SSR, please ensure screws are torqued down properly. Recommended torque for input screw is (13-15)/(1.5-1.7) in-lb/Nm, output screw is (13-15)/(1.5-1.7) in-lb/Nm.
3. SSR's carrying load capacity is related to the operation ambient temperature and heat dissipation condition, please refer to the Thermal Derating Curve for derating.

! Warnings

1. The product's side panels may be hot, allow the product to cool before touching.
2. Disconnect all power before installing or working with this equipment.
3. Verify all connections and replace all covers before turning on power.

CONTACT INFORMATION

No.1001, Shiwan (7) Road, Pudong District, Shanghai, P.R.China.201207

Tel: 86-21-68969993 Fax: 86-21-50757680 Email: market@way-on.com

WAYON website: <http://www.way-on.com>

For additional information, please contact your local Sales Representative.

WAYON® is registered trademark of WAYON Corporation.

Product Specification Statement

1. The product specification aims to provide users with a reference regarding various product parameters, performance, and usage. It presents certain aspects of the product's performance in graphical form and is intended solely for users to select product and make product comparisons, enabling users to better understand and evaluate the characteristics and advantages of the product. It does not constitute any commitment, warranty, or guarantee.
2. The product parameters described in the product specification are numerical values, characteristics, and functions obtained through actual testing or theoretical calculations of the product in an independent or ideal state. Due to the complexity of product applications and variations in test conditions and equipment, there may be slight fluctuations in parameter test values. WAYON shall not guarantee that the actual performance of the product when installed in the customer's system or equipment will be entirely consistent with the product specification, especially concerning dynamic parameters. It is recommended that users consult with professionals for product selection and system design. Users should also thoroughly validate and assess whether the actual parameters and performance when installed in their respective systems or equipment meet their requirements or expectations. Additionally, users should exercise caution in verifying product compatibility issues, and WAYON assumes no responsibility for the application of the product.
3. WAYON strives to provide accurate and up-to-date information to the best of our ability. However, due to technical, human, or other reasons, WAYON cannot guarantee that the information provided in the product specification is entirely accurate and error-free. WAYON shall not be held responsible for any losses or damages resulting from the use or reliance on any information in these product specifications. WAYON reserves the right to revise or update the product specification and the products at any time without prior notice, and the user's continued use of the product specification is considered an acceptance of these revisions and updates. Prior to purchasing and using the product, users should verify the above information with WAYON to ensure that the product specification is the most current, effective, and complete. If users are particularly concerned about product parameters, please consult WAYON in detail or request relevant product test reports. Any data not explicitly mentioned in the product specification shall be subject to separate agreement.
4. Users are advised to pay attention to the parameter limit values specified in the product specification and maintain a certain margin in design or application to ensure that the product does not exceed the parameter limit values defined in the product specification. This precaution should be taken to avoid exceeding one or more of the limit values, which may result in permanent irreversible damage to the product, ultimately affecting the quality and reliability of the system or equipment.
5. The design of the product is intended to meet civilian needs and is not guaranteed for use in harsh environments or precision equipment. It is not recommended for use in systems or equipment such as medical devices, aircraft, nuclear power, and similar systems, where failures in these systems or equipment could reasonably be expected to result in personal injury. WAYON shall assume no responsibility for any consequences resulting from such usage.
6. Users should also comply with relevant laws, regulations, policies, and standards when using the product specification. Users are responsible for the risk and liabilities arising from the use of the product specification and must ensure that it is not used for illegal purposes. Additionally, users should respect the intellectual property rights related to the product specification and refrain from infringing upon any third-party legal rights. WAYON shall assume no responsibility for any disputes or controversies arising from the above-mentioned issues in any form.