

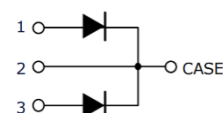


WSRSIC010120NP8

SILICON CARBIDE SCHOTTKY DIODE

Features

- 10A Silicon Carbide Schottky Diode
- Excellent high temperature stability
- Low forward voltage
- High forward surge capability
- 175°C Operating Junction Temperature
- Reduced temperature dependence



Mechanical Data

- Case: TO-247-3L

Absolute Maximum Ratings (T_c=25°C Unless otherwise specified)

Parameter	Symbol	Value	Unit
Repetitive Peak Reverse Voltage	V _{RRM}	1200	V
Surge Peak Reverse Voltage	V _{RSM}	1200	V
DC Blocking Voltage	V _R	1200	V
Maximum Average Forward Rectified Current at T _C =160°C Per leg	I _F	5	A
Maximum Average Forward Rectified Current at T _C =160°C Total device		10	
Surge(Non-Repetitive)Forward Current @ T _p =10ms Half Sine Wave T _C =25°C Per leg	I _{FSM}	43	A
Power Dissipation T _C =25°C	P _{tot}	106	W
Thermal Resistance(between Junction and Case)	R _{θ(J-C)}	1.41 (Typ.)	°C/W
Junction and Storage Temperature	T _J T _{STG}	-55 ~ +175	°C

Electronics Characteristics (T_C=25°C Unless otherwise specified&Per Leg)

Parameter	Symbol	Typ.	Max.	Unit
Maximum Instantaneous Forward Voltage @I _F =5A T _J =25°C	V _F	1.4	1.8	V
Maximum Instantaneous Forward Voltage @I _F =5A T _J =175°C		2	/	

Total Capacitance @ f=1MHZ T _J =25°C V _R =0V		340		
Total Capacitance @ f=1MHZ T _J =25°C V _R =400V	C	22	/	pF
Total Capacitance @ f=1MHZ T _J =25°C V _R =800V		18		
Total Capacitive Charge @ V _R =800V	Q _C	24	/	nC
Reverse leakage current @ V _R =1200V T _J =25°C		1	100	
Reverse leakage current @ V _R =1200V T _J =175°C	I _R	15	/	μA

Typical Characteristics

Fig.1-Forward Characteristics

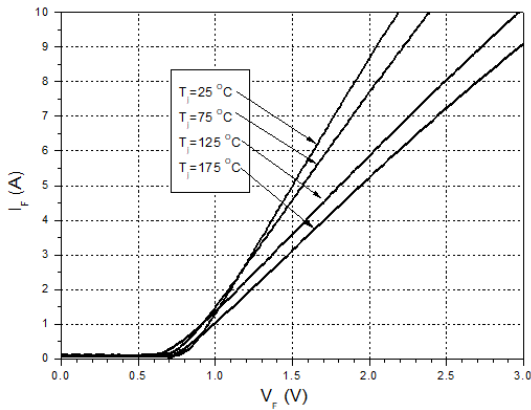


Fig.2-Reverse Characteristi

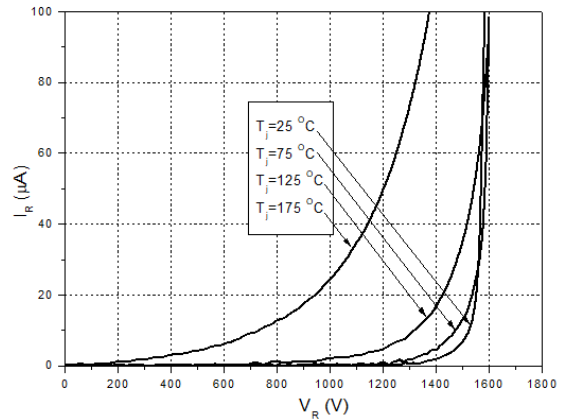


Fig.3-Total Capacitance Charge VS Reverse Voltage

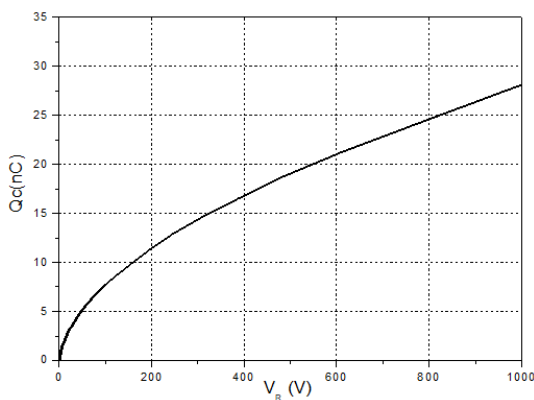
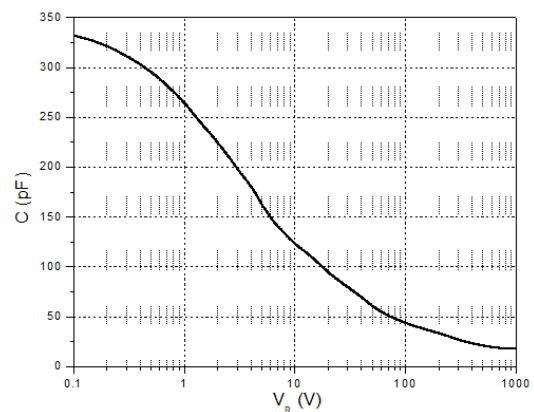
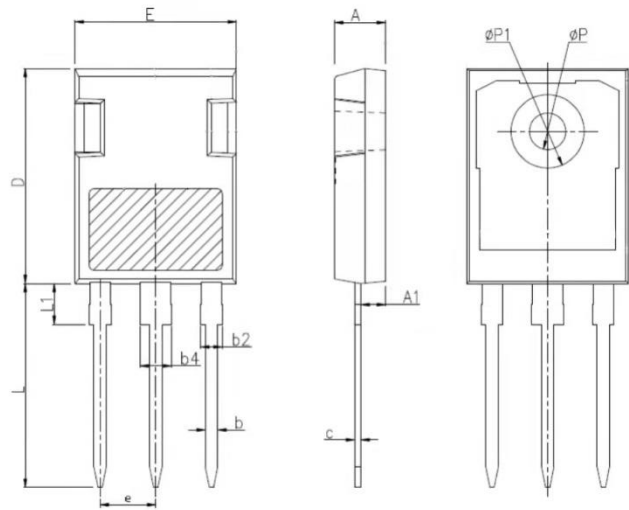


Fig.4-Capacitance VS Reverse Voltage



Outline Drawing

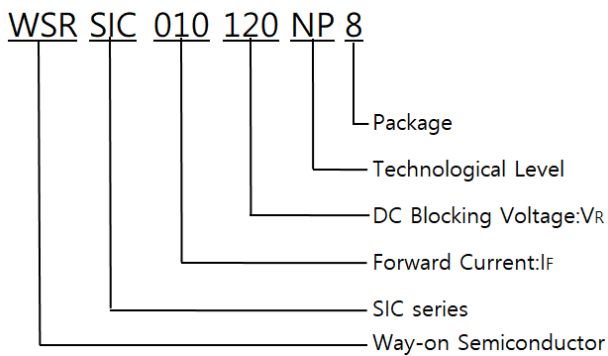
SYMBOL	MM		
	MIN	NOM	MAX
A	4.80	5.00	5.20
A1	2.21	2.41	2.61
b	1.10	1.20	1.36
b2	1.90	2.00	2.21
b4	2.90	3.01	3.21
c	0.50	0.60	0.75
D	20.70	21.00	21.30
E	15.50	15.80 <td 16.10	
e	5.44BSC		
L	19.62	19.92	20.22
L1	/	/	4.30
ΦP1	/	/	7.30
ΦP	3.40	3.60	3.80



Marking Code

Part Number	WSRSIC010120NP8
Marking Code	W010120NP8

Part Number System



Package Information

Quantity per tube: 30pcs

Contact Information

No.1001, Shiwan(7) Road, Pudong District, Shanghai, P.R.China.201207

Tel: 021-68969993 Fax: 86-21-50757680 Email: market@way-on.com

WAYON website: <http://www.way-on.com>

For additional information, please contact your local Sales Representative.

WAYON® is registered trademarks of Wayon Corporation.

*Specifications are subject to change without notice.
The device characteristics and parameters in this data sheet can and do vary in different applications and actual device performance may vary over time.
Users should verify actual device performance in their specific applications.*