

SMD FUSE



1206WCF200A063V

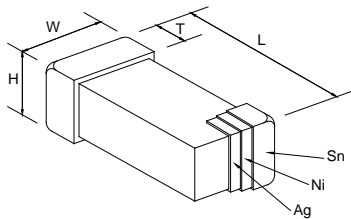
Features

- RoHS Passed
- SMD Electronic devices
- High structural intensity
- Compatible with both wave and reflow soldering processes
- Good corrosion resistance
- Operating temperature: -55°C to +125°C (with de-rating)

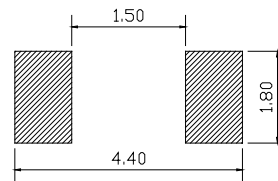


Product Dimensions and Recommended Land Pattern(mm)

Part number	L	W	H	T
1206WCF200A063V	3.20±0.20	1.60±0.20	1.50max	0.20min



Product Dimensions



Recommended soldering dimension

Mark:F

Specification

Part number	Current Rating	Voltage Rating	Cold DCR ¹	Interrupting Rating	Nominal I ² t ⁽²⁾
	A	VDC	mΩ	A	A ² s
1206WCF200A063V	2.0	63	75-110	50	0.15

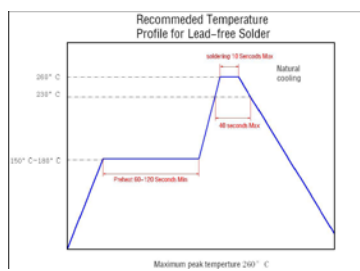
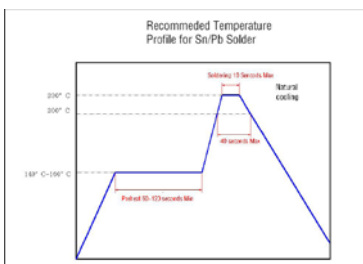
1. Measured at ≤ 10% of rated current and 25°C ambient

2. Melting I²t at 0.001 sec clear-time

Clear-Time Characteristics

% of current rating	Clear-time at 25°C
100%	4 hours (min)
250%	5 sec (max)
400%	0.05 sec (max)

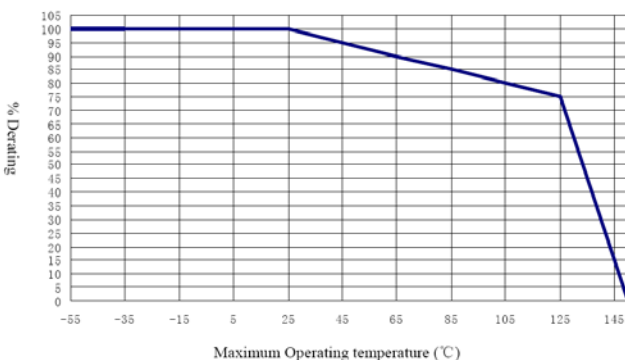
Solder Reflow Recommendations



Recommended conditions for hand soldering:

1. Preheating: 150°C, 60s (min) Appropriate temperature (max) of soldering iron tip/soldering time (max): 280°C /10s or 350°C / 3s Maximum temperature of soldering iron tip/soldering time: 350°C /9s or 400°C / 8s
2. Using hot air rework station with tip that can melt the solder on both terminations of the same time is strongly recommended, don't directly

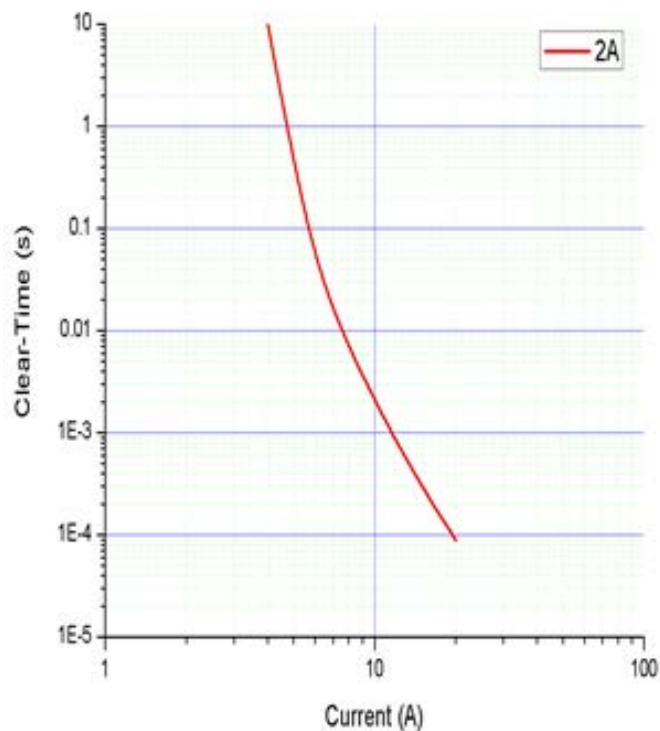
Temperature De-rating Guideline



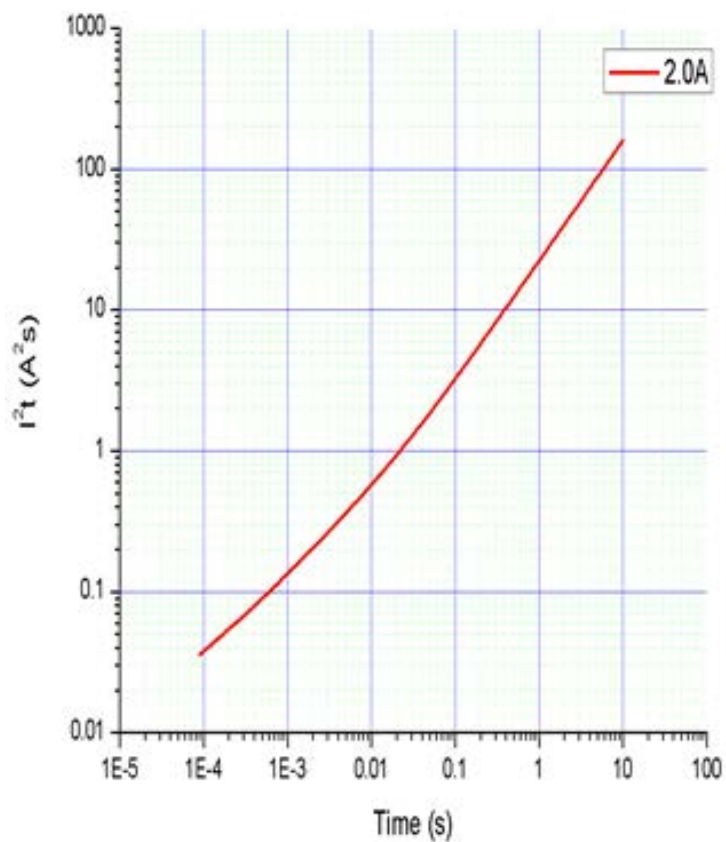
To select a fuse from the catalog, the following rule may be followed: Catalog Fuse Current Rating = Nominal Operating Current / 0.75 / % De-rating at the maximum operating temperature.

Curves

Average Clear-Time Curves



I²t vs. t Curves



Packaging Data

3000pcs (7inch/178mm Reel)